



# Early reading and phonics




Aims:

To explain our approach to teaching phonics and early reading, enabling you to support your child more easily and more effectively at home.

To explain the phonics screening test.


To give you the opportunity to ask questions.



Most important thing - from a very early age...


- Talking and Listening
- Reading with and to your child
  - Playing listening games
  - Singing songs and rhymes
  - Simple movement games

All these things will help to build up connections in the brain, an enjoyment of language and confidence to try things out.




# What is phonics?

The way we teach  
children to read and  
write.




# How we teach phonics

- Letters and sounds programme
- Jolly phonics



# Phoneme

















- The smallest unit of sound in a word.
- There are 44 phonemes that we teach.




# The 44 phonemes




/b/	/d/	/f/	/g/	/h/	/j/	/k/	/l/	/m/	/n/	/ŋg/
										
/p/	/r/	/s/	/t/	/v/	/w/	/y/	/z/	/θ/	/ð/	/tʃ/
										
/ʃ/	/z/	/ɑ/	/e/	/i/	/o/	/u/	/æ/	/ee/	/ie/	/oe/
										
/ue/	/oo/	/ar/	/ur/	/au/	/er/	/ow/	/oi/	/air/	/ear/	/ure/
										

<https://www.youtube.com/watch?v=COJdn6sbbsk>



# Segmenting

- 'Chopping Up' the word to spell it out
- The opposite of blending
- Use your 'ROBOT ARMS'






# Blending


- Recognising the letter sounds in a written word, for example

c-u-p

and merging or 'blending' them in the order in which they are written to pronounce the word 'cup'



# Grapheme



- Letters representing a phoneme

e.g.

c      ai      igh

Children need to practise recognising the grapheme and saying the phoneme that it represents.



Once children are good with  
single phonemes...



- DIGRAPHS - 2 letters that make 1  
sound

ll th ch sh oa ai

- TRIGRAPHS - 3 letters that make 1  
sound

igh

ear




# Sound buttons

- Each phoneme or unit of sound is represented with a sound button

E.g. cat

chair



# Segmenting Activity



- Write the words and put sound buttons under each sound

- shelf
- dress
- sprint
- string




# Did you get it right?

- shelf = sh - e - l - f = 4 phonemes
- dress = d - r - e - ss = 4 phonemes
- sprint = s - p - r - i - n - t = 6 phonemes
- string = s - t - r - i - ng = 5 phonemes



# Split digraph




- A digraph where the two letters are not adjacent

e.g. make



# Tricky words




- Words that are not phonically decodeable
- e.g. was, the, I
- Some are 'tricky' to start with but will become decodeable once we have learned the harder phonemes
- e.g. out, there,





# Six phases of Letters and Sounds



Phase 1 - tuning into sounds/enunciation (nursery/preschool)

Phase 2 - learning phonemes to read and write simple (cvc) words

first 19 phonemes - s, a, t, p, i, n, m, d, g, o, c, k, ck, e, u, r, h, b, f, ff, l, ll, ss (FS)

Phase 3 - learning the long vowel phonemes

another 26 phonemes - j, v, w, x, y, z, zz, qu, ch, sh, th, ng, ai, ee, igh, oa, oo, ar, or, ur, ow, oi, ear, ure, er (FS)

Phase 4 - introducing consonant clusters, reading and spelling words with 4 or more phonemes (FS/Y1)

Phase 5 - learning new graphemes for reading - ay, ou, ie, ea, oy, ir, ue, aw, wh, ph, ew, oe, au, a-e, e-e, i-e, o-e, u-e

Alternative pronunciations (Y1)

Phase 6 - learning spelling rules (Y2)



# Year 1 phonics screening check



Section 1			
Word	Correct	Incorrect	Comment
tox			
bim			
vap			
ulf			
geck			
chom			
tord			
thazz			
blan			
steck			
hild			
quemp			
shin			
gang			
week			
chill			
grit			
start			

Section 2			
Word	Correct	Incorrect	Comment
voo			
jound			
terg			
fape			
snemp			
blurst			
spron			
stroft			
day			
slide			
newt			
phone			
blank			
trains			
strap			
scribe			
rusty			
finger			

The check consists of 10 pages of 4 words. It includes real and 'non-words'.



Practice sheet: Real words

in

at

beg

sum

Practice sheet: Pseudo words


ot



vap



osk



ect

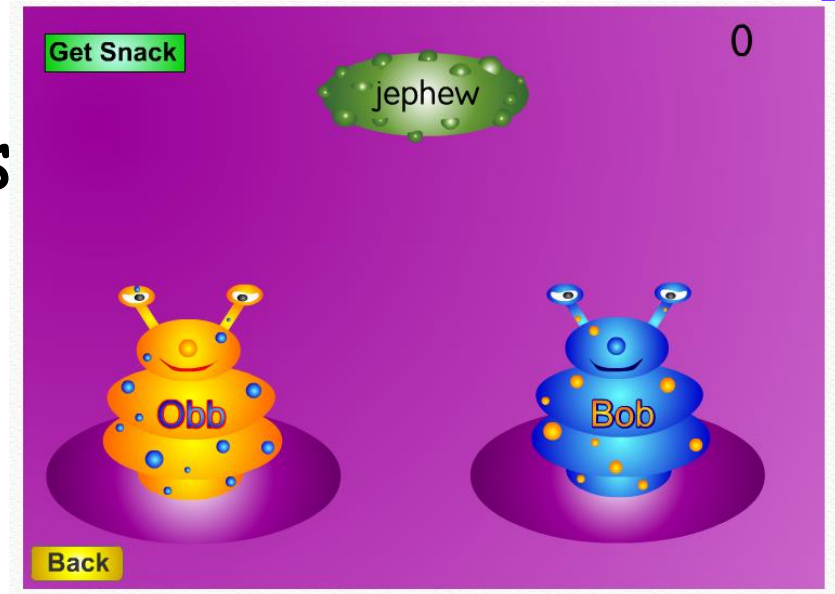


# Useful websites



- <http://www.phonicsplay.co.uk/>
- <http://www.letters-and-sounds.com/>
- <http://www.ictgames.com/literacy.html>

Cbeebies - Alphablocks



# Bug Club reading scheme




[www.bugclub.co.uk](http://www.bugclub.co.uk)

Bug club books are banded according to phonic phases.

e.g. Phase 5 - long vowel a  
ay, ai, a-e

## How you can help with phonics

- Correct pronunciation
- Correct vocabulary
- We need to use the same language at home and at school.
- Little and often is the key.
- Does not have to be formal.
- Link it to your child's interests.



# Now you have the knowledge....



- Play lots of sound and listening games with your child.
- Read as much as possible to and with your child.
- Encourage and praise - get them to have a 'good guess'.
- Ask your child's teacher if you want to know more.

